

Shadrach, Meshach and Abednego

Theme: Have courage

Opening Game:

Musical statues with a difference: Assign a corner to be the fiery furnace. Children move around the room as music is playing. When the music stops, be a statue *if you are wearing purple*. Anyone not wearing purple must get down on their knees. If a statue moves, they are sent to the fiery furnace for one round before rejoining the game. Select different criteria for the statue each time ...*if you are year 4, have lace up shoes etc.*

Blindfold Banquet: Challenge some of the bravest children (blindfolded) to try out some food you have prepared. Concoct delicacies like crunchy eyeballs (melon balls); worms (spaghetti); dog biscuits (trifle fingers). Describe each "food" before tasting and allow the children to opt out.

Memory verse:

Isaiah 41:13 *I am the Lord, your God, who takes hold of your right hand and says to you, "Do not fear; I will help you."* Give each child paper and a pencil and trace around the **right** hand in pencil. Then write the memory verse around the outline following the line around the fingers and outline of the hand.

Introduction:

Prepare a few Yes /No signs stuck onto a lolly stick - Yes on one side, No on the other. Read out the different situations. Children respond by using the Yes/No signs.

Story:

Daniel 3 : 1 -30 . There is a story paraphrase and pictures for telling this story in the resources.

Application:

It would have been easy for Shadrach, Meshach and Abednego to go along with the crowd but they refused to bow down to the king's gold statue even though it meant they would be thrown into the flaming furnace. Show some pictures of famous statues, e.g. Nelson's Column, Statue of Liberty, Angel of the North. Have the children seen them before ? If so, did they bow down in front of it and tell it how great they thought it was? Of course not. But all of us face situations when standing up for God takes courage (can they name some ?) We have to learn to trust that God is with us and will help us when we face difficult situations.

Prayer:

Prepare cut out flames. Invite the children to write on a flame something they are afraid of or worried about. Ask God to give them the courage to overcome these anxieties.

Song: Be bold, be strong

Final Game:

Balloon Burst: Prepare a sack of inflated balloons. In teams, first child goes to sack, gets balloon, returns and has to burst it . Once burst, next player runs to get balloon. Continue until all balloons are burst.

Resources: A fun sheet , story with pictures and visual prop for the Introduction are in the resource section

Resource for Introduction - Yes / No Game



Yes



No

Scenarios:

1. Your friend asks you to lie to the teacher about something they did. Will you ?
2. Some friends have asked you to go see a video with them and you know your parents wouldn't like what happens in the film. Will you watch it anyway ?
3. Your brother wants you to sneak some cookies from the kitchen without your mum knowing. Will you ?
4. Your friends dare you to take a chocolate bar from the shop. Will you ?
5. You accidentally break a window. No one is around and no one saw you do it. Will you report it ?
6. You find a £10 note on the path. There is a woman with a pushchair looking around for something. Will you ask her if the money is hers ?




I am the Lord, your God,
who takes hold of your
right hand and says to you,
"Do not fear, I will help you."

Isaiah 41:13

SPOT the DIFFERENCES (there are 8)...




'Then why do I see four men walking about in the fire?—
They are not tied up, and show no signs of being hurt....'



Daniel 3 - Picture 5



Daniel 3 - Picture 6




Daniel 3 - Picture 3



Daniel 3 - Picture 4



Daniel 3 - Picture 1



Daniel 3 - Picture 2